



Working Together to Dig Deeper

APR

14

Sunday, April 14th, 2019

8:00AM - 5:00PM

The Hotel at Arundel Preserve, Hanover, MD

Pending: 7 CE Credits- RACE Approved

Breakfast, Lunch and coffee/snack breaks provided!










In the veterinary world, things are constantly changing. We discover and learn new things every day and knowing all the answers is just not possible. This conference will focus on complex issues and how we can all work together to ensure that our patients get not only the best care, but the best possible outcomes.

This event is FREE & is open to the first 127 veterinarians. Technicians may be added to a wait list, and contacted on a first come first served basis if seats are available. Below is the tentative schedule.

**Register
Now!**

Please email Marketing@dcvetreferral.com to claim your seat. You will receive a confirmation email in return.

Working Together to Dig Deeper

START	END	SESSION TOPIC	DESCRIPTION	SPEAKER NAME
8:00AM	9:00AM	Registration	-----	-----
9:00AM	10:00AM	Surgery for Malignant Skin and Subcutaneous Neoplasms	Dr. Garnett will speak on the surgical principles of skin and subcutaneous tumors such as mast cell tumors and soft tissue sarcomas in dogs. Emphasis will be placed on obtaining margins, tension relieving methods and post operative care.	Dr. Steven Garnett, DVM, DACVS DCVR Surgeon 
10:00AM	11:00AM	Diagnostic Workup, Staging, and Treatment Beyond Surgery for Malignant Skin and Subcutaneous Neoplasms	Dr. Gillem will speak on the diagnosis, staging, and non-surgical treatments of common skin and subcutaneous tumors such as mast cell tumors and soft tissue sarcomas in dogs.	Dr. Julie Marie Gillem, DVM, DACVIM DCVR Oncologist 
11:00AM	11:15AM	BREAK	-----	-----
11:15AM	12:15PM	Computed Tomography (CT) for Skin and Subcutaneous Neoplasia	Cutaneous and subcutaneous masses are often thought of as simple "lumpectomies" and advanced imaging only becomes part of the work up when the tumor returns. However, as we advance our medical/surgical techniques and our clients expect "human" equivalent care, CT becomes an important step in the work up of cutaneous neoplasia. CT imaging can guide our medical decision and allow for more in-depth surgical planning. Multiple cases will be reviewed that highlight how CT imaging is impactful in these types of cases. Some more advanced techniques in metastasis imaging will also be reviewed.	Dr. Sarah Tibbs, BVETMED, DACVR DCVR Radiologist 
12:15AM	1:45PM	Buffet Lunch/ A Window into Compounding: Quality and Regulation	(start time 12:45PM): The presentation will focus on the quality control involved in creating compounding medications as well as the regulations for compounding medications in the veterinary industry on a local level.	Anthony Grzib, R.Ph. 
1:45PM	2:45PM	Nutritional Approaches to Managing Lower Urinary Tract Disease in Cats & Dogs	This presentation will provide an overview of urolithiasis, with a focus on struvite, calcium oxalate, and purine-based uroliths, as well as an overview of feline idiopathic cystitis (FIC). The main objective of this presentation is to provide insight into recognition and management of lower urinary tract disease in dogs and cats with a focus on nutrition.	Dr. Doug Yanik, DVM, MBA 
2:45PM	3:45PM	Proteinuria and Indications for Renal Biopsy	This lecture will briefly discuss causes, diagnostics, and standard therapy and monitoring for proteinuria in dog. The focus will then shift to a discussion of the value of, indications for, and process of collecting renal biopsies and review immunosuppressive therapies. If time allows, I hope to end the presentation with a couple of case studies.	Dr. Jennifer Harrison, DVM, DACVIM DCVR Internist 
3:45PM	4:00PM	BREAK	-----	-----
4:00PM	5:00PM	The Use of Anticonvulsants in Small Animal Practice	This presentation will focus on the clinical use of anticonvulsants in dogs and cats. We will focus on chronic therapy rather than stopping seizures in the acute setting. Topics discussed will include goals of therapy, when to start therapy, drug selection, adverse effects, and adding a second medication. The medications discussed will be phenobarbital, bromide, zonisamide, and levetiracetam.	Dr. Dharshan Neravanda, DVM, DACVIM DCVR Neurologist 

A Special Thank you to our Sponsors!



Sponsor of our
AMAZON BUNDLE
RAFFLE PRIZE!!

trupanion™

ZOETIS
PETCARE



Echo



Fire Stick



Amazon Membership